



Ease of Doing Business a Kerala Perspective

The screenshot displays the Invest Kerala website interface. At the top, there is a navigation bar with the Invest Kerala logo, the text 'INVEST KERALA GOVERNMENT OF KERALA', and a language selector set to 'EN'. The main content area features a large banner for 'ASCEND KERALA 2019 Empowering Enterprises' on '11th February 2019' at the 'Sala International Convention Centre, Grand Hyatt, Bolgatty, Kochi'. The banner includes a photo of a man and a network diagram. Below the banner is a 'TWITTERS' section showing tweets from @invest_kerala and @2019Ascend. At the bottom, a dark navigation bar contains several menu items: INVESTOR ZONE, EASE OF DOING BUSINESS, KNOW YOUR APPROVALS, KSWET, INVESTMENT WARD, IEDMS, and LAND BANK.



Parameters for Measuring Ease of Doing Business



DOING BUSINESS | Measuring Business Regulations

- **Ease of Doing Business (EoDB) index** - an index created by World Bank
- Index to rate countries on **10 parameters** based on different stages of the business lifecycle
- **Higher rankings** indicate better and **simpler regulations** for starting, running and winding up of businesses

- Enforcing contracts
- Resolving insolvency

- Starting a business
- Employing workers



Ease of Doing Business Rank: Where India Stands

Toppers

New Zealand



1

Singapore



2

Denmark



3

United States



8

United Kingdom



9



Rank 77
(2019)



Rank 100
(2018)



Rank 130
(2017)

OTHER SAARC NATIONS

Bhutan



81

Nepal



110

Maldives



145

Sri Lanka



100

Pakistan



136

Bangladesh



176

Afghanistan



167

OTHER BRICS NATIONS



Brazil

109



Russia

31



China


46



South Africa

82

Ease of Doing Business Assessment of States



Ease of Doing Business (EoDB) in India is an attempt to create a conducive business environment.



Ease of doing business initiatives

- Emphasis laid on simplification and rationalization of the existing rules and introduction of information technology in governance.
- In 2017 BRAP survey assessed and ranked 36 States and Union Territories (UTs) on the implementation of 372 business reforms and G2B feedback received on 72 reforms.


Ease of Doing Business: Comparison with other States/UT's

		2015-16		2016 -17		2017 -18	
SL NO	State	Rank	Score	Rank	Score	Rank	Score
1	Andhra Pradesh	2	70.12	1	98.78	1	98.30
2	Telangana	13	42.45	1	98.78	2	98.28
3	Haryana	14	40.66	6	96.95	3	98.06
4	Gujarat	1	71.14	3	98.21	5	97.99
5	Karnataka	9	48.50	13	88.39	8	96.42
6	Maharashtra	8	49.43	10	92.86	13	92.88
7	Tamil Nadu	12	44.58	18	62.80	15	90.68
8	Assam	22	14.48	24	14.29	17	84.75
9	Punjab	16	36.73	12	91.07	20	54.36
10	Kerala	18	22.87	20	26.97	21	44.82

- Assessment done based on 285 action points in 2015-16, 340 action points in 2016-17 and 372 action points in 2017-18.

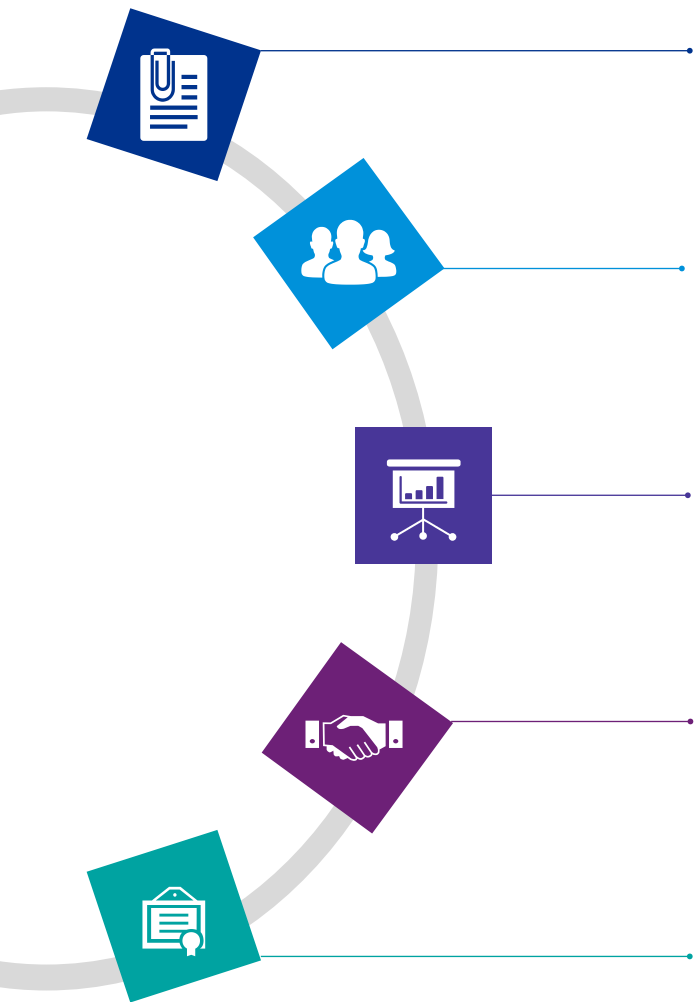
Ease of Doing Business: Where Kerala Stands

Comparison of Implementation % over the years



- ★ Top Reforms Implemented in the State
 - Environmental Registration Enablers
 - Single Window Mechanism,
 - Online systems for obtaining utility permits/connections
 - Labour Regulation – F&B, Labour
 - Sector specific reforms

*



To improve the state's position and to transform the state into a vibrant investment destination and accelerate its industrial growth, proactive measures were taken to streamline the procedures for granting clearances.

Multiple consultative meetings and write shops held with concerned departments / agencies and stakeholders.

Government of Kerala **amended 7 Acts, 10 Rules followed by executive orders and Standard Operating Procedures** for speedy disposal of clearances.

Taking into account the highly competitive timelines, a suitable supporting governance mechanism was required for the State.

KSWIFT - an Online Single Window Clearance Mechanism and **IBPMS** - an Intelligent building plan management system for the issue of building and development permits

Business Reform Action Plan 2018 -19



- Department of Industrial Policy and Internal Trade, revised and compiled BRAP into 80 points with a total scoring weightage 143.
- BRAP is designed to obtain Feedback on all reform points.

Final BRAP 2018 - 19

Total Reforms to be implemented **80**

Total Scoring Weightage **143**

No: of Departments involved **13**

Reforms with Feedback Survey **80**



Policy Reforms

Total Reforms: 27
Total Score: 44



Information Availability

Total Reforms: 11
Total Score : 20



Online Transformation

Total Reforms: 42
Total Score: 79

AS-IS implementation score of the State as on 10th Feb 2019*

47.4%

Online Transformations

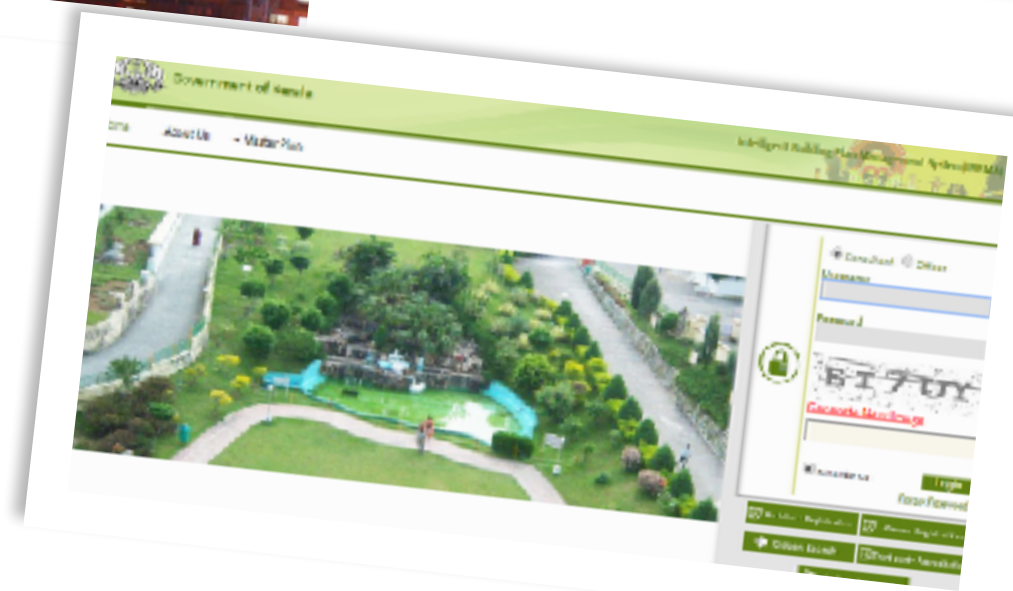
KSWIFT



Invest Kerala Portal

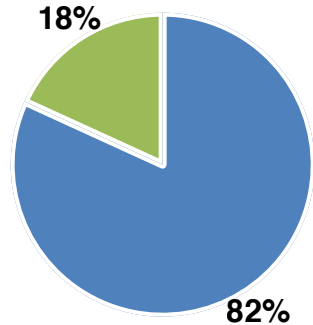


IBPMS



BRAP 2018-19: Progress made so far....

Information Availability

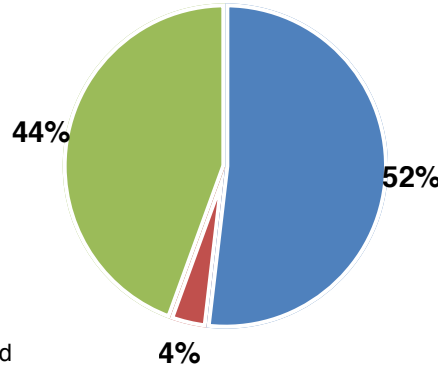


- Implemented
- Not Applicable
- Under Implementation/To be initiated

Total Action Points : 11
 Implemented: 9
 Not Applicable: 0
 Under Implementation/ To be initiated: 2

% Completion - 82

Policy Reforms

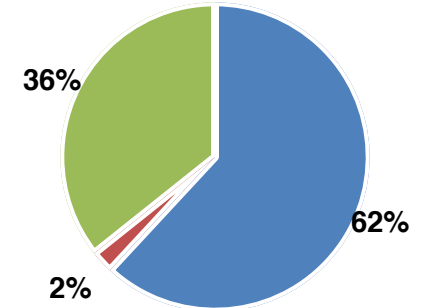


- Implemented
- Not Applicable
- Under Implementation/To be initiated

Total Action Points : 27
 Implemented: 14
 Not Applicable: 1
 Under Implementation/ To be initiated: 12

% Completion – 54

Online Transformation




- Implemented
- Not Applicable
- Under Implementation/To be initiated

Total Action Points : 42
 Implemented: 26
 Not Applicable: 1
 Under Implementation/ To be initiated: 15

% Completion – 65

AS-IS implementation score of the State as on 11th February

62.8 %



Thank You